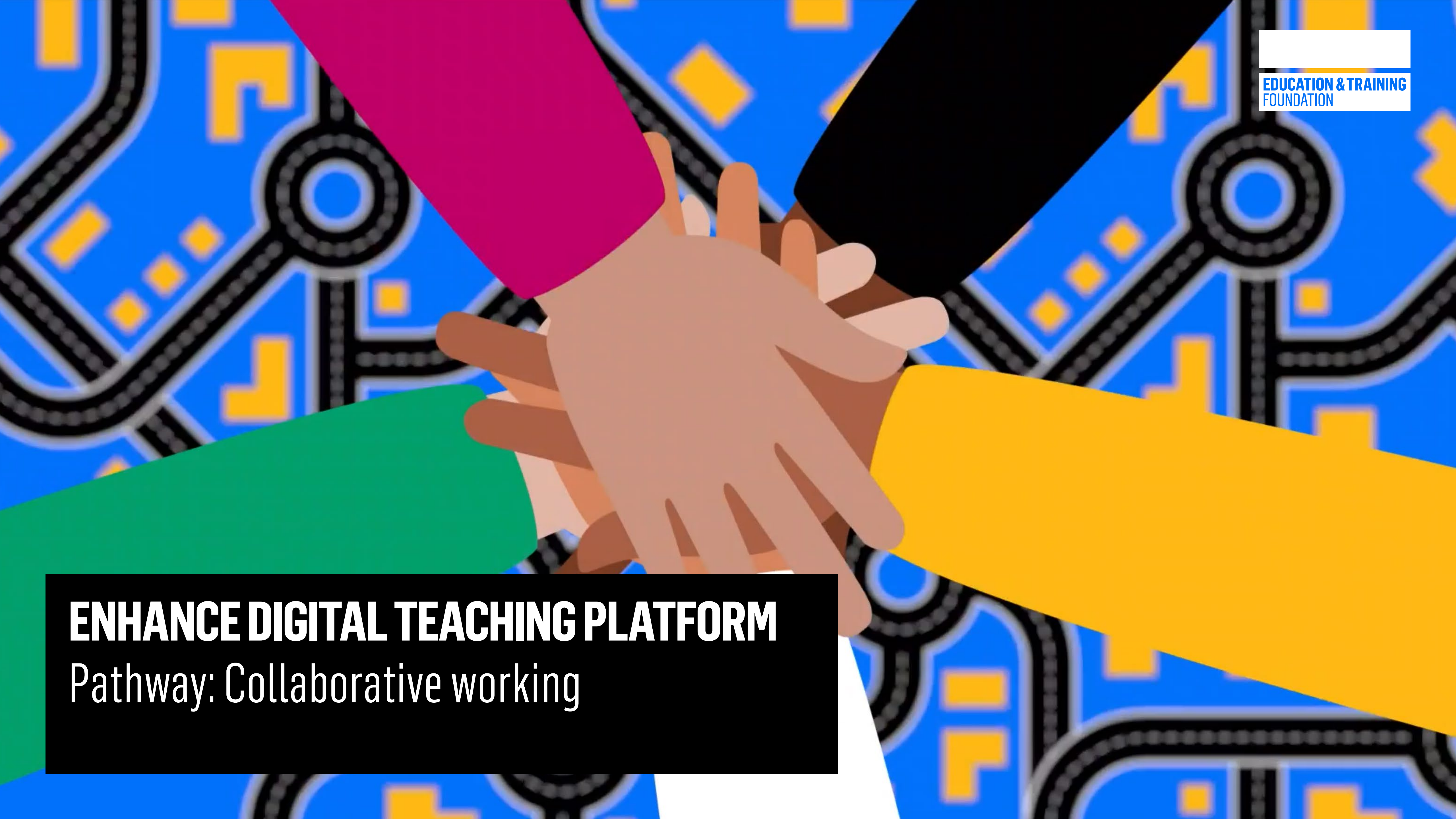


**ENHANCE DIGITAL TEACHING PLATFORM**  
Pathway: Collaborative working



# INTRODUCTION

Collaborative working is a fundamental element of contemporary approaches to teaching and learning.


The big players in proprietary software have already invested heavily in educational software suites built around communication and collaboration rather than content storage and presentation.

Effective collaboration calls for creative, technical and pedagogic skills to be harnessed to a positive attitude to sharing and joint working, which mirrors the world of employment which awaits our learners.

Collaborative working occurs at a number of levels.

**This pathway looks at:**

- ▶ Collaboration between teachers
- ▶ Collaboration between teachers and learners
- ▶ Developing learners' collaboration skills.



# COLLABORATION BETWEEN TEACHERS

The first module looks at the basics of simple collaboration, examining the use of Dropbox and shared office files. This is followed by an extended example with good further resources and then a look at collaboration and sharing between a small team of colleagues. We move on to a complex collaboration between geographically dispersed colleagues looking at issues of leadership and organisation. The final module looks beyond content creation to collaboration for personal development.



## Module 1

### Share, Collaborate, Improve (Part 1)

[Discover module >](#)



## Module 2

### Share, Collaborate, Improve (Part 2)


[Discover module >](#)



## Module 3

### Collaborative learning activities for online courses

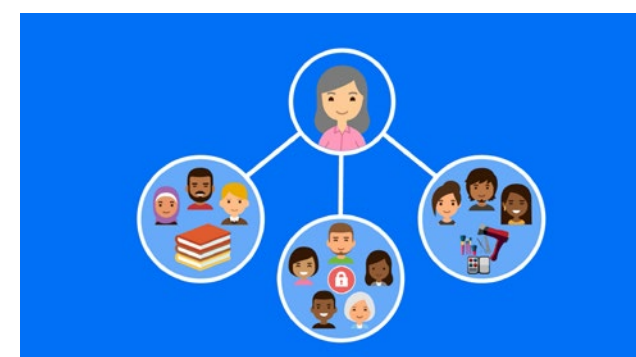
[Discover module >](#)



## Module 4

### Leading a content creation team

[Discover module >](#)




## Module 5

### Connecting with communities of practice for PLD

[Discover module >](#)

# COLLABORATION BETWEEN TEACHERS AND LEARNERS

Two modules that explore two common forms of real time online communication for teaching and learning – assessment of workplace learning and the online delivery of lessons.



## Module 1

### Collaborating with learners synchronously - part 1

[Discover module >](#)




## Module 2

### Collaborating with learners synchronously - part 2

[Discover module >](#)

# DEVELOPING LEARNERS' COLLABORATION SKILLS


The first module does not directly address collaborative learning but sets the groundwork for the paired module that follows with an exercise for learners to develop their core digital skills for learning. We move on to a structured approach to developing and sharing the same skillset through collaboration. The third module in the sequence sees this example extended to show how collaboration between learners can be directed to promote accessibility and inclusion. Finally, a look at the use of hashtags which are a powerful tool for connecting and discovering shared activity and resources.



## Module 1

### Developing digital problem-solving skills

[Discover module >](#)



## Module 2

### Developing collaborative study skills

[Discover module >](#)



## Module 3

### Creating inclusive content: Practice

[Discover module >](#)



## Module 4

### Using hashtags

[Discover module >](#)

# REFLECTION

As you go through the pathway you may want to consider the following questions:

1. What part does collaborative activity play in my current practice:
  - ▶ between myself and my colleagues?
  - ▶ between myself and my learners?
2. Can I identify three areas of curriculum and/or three groups of learners where I could increase the degree of collaboration and shared activity to improve the learner experience or outcomes?
3. What personal, team or organisational inhibitors might hold me back from making these changes?
4. What additional skills or knowledge, including technical upskilling, do I need before making any changes?

